




NEWS SCOPE

A newsletter for designers, collectors and lovers of kaleidoscopes

Vol. 29 No. 3



2014 BKS Convention in Sacramento, California



Here is the Gallery for the 2014 BKS Sacramento Convention:

www.cbennettphoto.smugmug.com/Events/Konstruktion-Junction.

You can right click on any photo and bring it in to your own computer. You can see the Gold Rush party video at <http://animoto.com/play/H61BBb0hXujG9825TucsOg>



The Brewster Kaleidoscope Society Mission Statement:

The Brewster Kaleidoscope Society is an organization which provides a forum for artists, collectors, and retailers to promote and perpetuate kaleidoscopes as a unique art form.

KaleidoView Portals

Looking through a kaleidoscope achieves the same benefits for one's mental and emotional states of mind. One's nerves, so to speak. Paying attention to the pleasant colors, patterns and spaces in a kaleidoscope is as zen of an activity as creating or admiring a Japanese flower arrangement. And for the same reasons. The two art forms are closely-related, like sisters.



My name is Patty Peffer and I've created a rather large kaleidoscope, which I'm working feverishly and diligently toward making ready to sell. The images in my 3 subsets of colored tumbling pieces often morph into scenes of 3 different exotic tropical blooms. So, it's not surprising that my sister, who's an expert in ikebana and sogetsu, was instrumental in giving me some art direction, which heavily influenced my images.

Currently, I've developed 3 models: 2 free-standing and 1 window. My ultimate aim is to sell the license to my patents. For more information, go to www.kypwindows.com. I gaze at mine, from across the room, during commercial breaks, to take my mind off of the frustrating interruption to whatever show I'm watching at the time. How would you use yours?

Patty Peffer, owner KaleidoView Portals (registered trademark) outside of Asheville, NC 828-891-3923

Brewster Kaleidoscope Society

PO Box 917
Wake Forest, NC 27588

NEWS SCOPE is published quarterly

Membership & Yearly Subscription
U.S. \$60; International \$70
Renewal date is January 1

BKS Board Members

Hal Yeager (President)
Bob Ade (Vice President)
Pat Seaman (Secretary)
Sharon Sandstrom (Treasurer)
Mary Boll (membership/convention)
Emily Wert (newsletter)
Debra Wilson (at large)
Skip MacLaren (at large)
Juniko Aragane (international)

bksinformation@brewstersociety.com
www.brewstersociety.com

Founder Cozy Baker (1923-2010)

Remember : This is your newsletter.

Please feel free to submit any interesting kaleidoscope related stories. This is the place to share your love of scopes and kaleidoscope experience with the rest of the membership. Please keep submissions more than 20 words and less than 500 words. Pictures are always welcome, in color if possible. Pictures should be at least 2" x 2" and 300 dpi for best reproduction. We reserve the right to edit based on available space. Submit articles and photos to wertfamily@gmail.com

If you would at anytime wish to express your opinion —positive or negative, concerning any activities of the BKS, please feel free to contact any BKS board member.

NEW PASSWORD

To access the Members Only Section on

www.brewstersociety.com

Username: member2014

Password: 2014scopefan

Ad Space Available

We invite you to take advantage of the expanding COLOR newsletter to extend your marketing, target a select audience, and promote your artwork or your gallery or store.

For more information contact Emily Wert at 404-723-2310 or wertfamily@gmail.com.

Ad rate sheet available at www.brewstersociety.com/join.html

**Highlights from
Hal Yeager,
BKS
President**



The BKS Board of Directors welcomes Bob Ade as the new Vice-President and Debra Wilson as Director at large. Skip MacLaren was re-elected as Director at Large.

Michael Barndt has left the board but will continue to serve as webmaster for brewstersociety.com. We offer a big thank you to Michael for his service on the Steering Committee which worked to form the new BKS structure and for his contributions as a member of the Board of Directors.


As evident from the content of this issue of News Scope, "Konstruction Junction", the 2014 BKS convention in Sacramento was a great success.

Not to rest on our laurels, planning for the 2015 convention in Covington, KY is well underway, 2016 is in process, and 2017 has started. It takes a great deal of time, effort, and people to create these events and we thank all those who have participated in the process, especially Mary Boll who serves as convention coordinator.

Remember, BKS has no paid staff. We are an organization of volunteers and it takes many to make the conventions, website, and NewsScope successful.

If you have not attended a BKS convention you have missed a lot of fun, networking, information sharing, skill building, hands on viewing of new kaleidoscopes, *oh, and did I mention FUN.*

Mark your calendar for May 28 – 31, 2015 to join us in Covington, KY for the next convention.



BKS Membership News

Membership News

The 2014 Brewster Membership as of June 15, 2014 represents 401 BKS members with 318 paid household memberships. Please send me any changes in mailing addresses or emails.

Upcoming 2015 Convention Planning

25th Annual Brewster Society Convention

May 28, 29, 30, 31

Covington, Kentucky

(across the Ohio River from Cincinnati, Ohio)

The hotel will be the Embassy Suites Cincinnati River Center in Covington, Kentucky. The airport is CVG and is about ten minutes from the hotel. More data will be posted on our website as it is developed. The 2015 convention planning committee consists of Debra Wilson, Program Planning, Mary Boll, Local Chairperson and Convention Coordinator; Sharon Sandstrom, Showroom Manager and Jay Archibald, AV guru. The focus of the convention will be on the Art of the Kaleidoscopes. Proposals for classes, talks, demonstrations, panel participants and mini workshops can be sent to Debra Wilson, the 2015 Covington convention program planner at dwilson8480@gmail.com. All other questions or suggestions concerning upcoming conventions please send to Mary Boll, BKS Convention Coordinator at mboll@roadrunner.com.

~Mary Theresa Boll, BKS Membership Coordinator

Kaleidoscopes Japan

www.japanesekaleidoscopes.blogspot.jp
onlineshop www.kaleidoscopes.jp/shop

"Circus"
Mizuameya

Kaleidoscope Creating and Collecting

By Holly Worsham

I became interested in kaleidoscopes many years ago when I started a kaleidoscope collection with the purchase of two scopes from a Williamsburg VA Art Gallery. One of my scopes was made by Arny Weinstein and the other one by the Karman Brothers Woodworkers. I had learned the art of stained glass and have also made a few of my own stained glass kaleidoscopes from kits.

One of my best experiences with working with kaleidoscopes was when a friend wanted a stained glass kaleidoscope for her daughter's birthday. Her daughter collected all kinds of delicate glass objects and she thought this would be a fitting item for her collection. The party theme was "Beach Party", so I made a stained glass kaleidoscope out of glass that resembled water and my husband made a wood stand to display the scope on. The stand was decorated



with the same beach theme as the party. The parents were amazed; all the kids in the party wanted the kaleidoscope. The parents had also purchased an expensive electronic game that they thought would entertain the kids during the party, but no one was interested, all eyes were on the scope.

My career is in the technology field and I got hooked on making kaleidoscope pictures out of photographs using a variety of computer software applications. Making kaleidoscope pictures has been relaxing and motivating, so I have started a web site to share my creations with others.

This is my first year as a member of the Brewster Kaleidoscope Society. I had stumbled across the Society on the internet when I began researching for information on kaleidoscopes years ago. I have purchased one of Cozy Baker's books "Kaleidoscopes Wonders of Wonder" and a few other books as well to add to my collection. Another goal is to make a quilt in a kaleidoscope design; I picked up a book by Paula Nadelstern that has me inspired.

In the coming years I hope to add more to my collection of scopes made by others as well as offering my own personal designs. If anyone would like to contact me my email is; bt-k-pics@live.com. You can also contact me through my website <http://hollyworsham.zenfolio.com>.

1990's Kaleidoscope Collection for sale

Mint Condition, many collector scopes, will sell individual scopes. Special Sale
** will entertain any offers **

Paul Larsen (865/932-6172/
LOLD41@AOL.COM)

Thank You! Thank You! Thank You!

Thank you to everyone who attended the 2014 BKS Sacramento Convention. A special "thank you" goes to everyone who helped and generously volunteered their time before and during the convention. The 2014 "Konstruction Junction" convention committee of Lori Riley, Terri Rehg, Carolyn Bennett, Sharon Sandstrom and her sales room crew, Judith Paul, Laura Wilde, San Martin and Jay Archibald worked hard to plan this outstanding event. The presenters and class instructors were as always outstanding and the talks were informative and instructive. Of course the kaleidoscopes on display were the very best in the world.

Thank you to Pat Seaman who hosted the Collectors Reception, and put together the Kaleidoscope Trivia quizzes and competition. Each of the winners, Pat Burnham, Penny Wardlaw, and Michael Barndt, took home one of the team collaboration kaleidoscopes from the Kaleidoscope Stadium event.

Congratulations to Kathleen Hunt who won the trophy for the Kaleidoscope Stadium. Another special "thank you" goes to Carolyn Bennett and her crew, who kept us entertained and laughing throughout a very enjoyable and active evening. There were over 50 kaleidoscopes created during the event.

A special "thank you" also goes to everyone who donated over 67 door prizes and to Cathy Painter and Monika and Ulrich Karl who donated all the proceeds from their auction scopes to the Brewster Kaleidoscope Society.

Judith Paul and sidekick Laura Wilde created a "fabbb-u-louss" Gold Rush banquet. Costumes abounded from Wild Bill (Charles Karadimos) to a chorus of saloon gals, numerous gold miners and also included an Indian Princess (Bobby Boal) and a rainbow chief (Motoyoshi Sekiya). Winners of the costume contest were Nels (gold miner) and Sharon (saloon gal) Sandstrom in second with first place going to Mitsue Ito and her horse.

Debra Wilson has volunteered to plan the program for the 2015 convention in Covington, Kentucky next door to Cincinnati, Ohio where we will be celebrating the Art of the Kaleidoscope.

~ Thank you, Mary Theresa Boll, BKS Convention Coordinator

You asked for it!!! A history of the BKS. I am going to take the challenge and start to compile a pictorial and narrative book that will debut at the 2016 convention. Please send any stories you would like to share!

Carolyn Bennett

Info@cbennettsopes.com

KALEIDOSCOPES AND SCHOOL

By Bob Coleberd

Sixteen fifth grade boys and girls at First Presbyterian Church, Granada Hills, CA day school were treated to a kaleidoscope project by church members Bob Coleberd and Ron Thompson. It was a follow up on the Charles Karadimos coloring booklet event last Fall (Brewster NewsScope, Fall, 2013, Winter, 2014). Designed to be “kid proof,” the scope features a plastic lens in the eyepiece, mylar mirrors and an acrylic object cell; nothing harmful



to break if it is dropped. In addition, the ends are square so it won't roll off a table or shelf.



The PVC thin-wall barrel features Bob Ade's very innovative internal turning mechanism, used with his permission. The mirror system, recommended by Kathleen Hunt, is strips of .005 Dura-Lar, a trade name for mylar, glued to thin plywood and folded into a triangle. The end circle of the object cell is sanded on the inside to produce a frosted glass light dispersing effect. A special adhesive melts the ends and sleeve of the object cell together. To begin, the boys and girls selected a fixed number of seven colors of melted glass beads, then added two more of their own choice, making the group project their own. The barrel is painted red and the ends yellow (see photos) which Bob and Ron called the school colors. The Principal, Mary Lou Pennington, laughed and said: grade schools don't have school colors. They do now.



YOU ARE INVITED TO ATTEND
THE 2015 BREWSTER SOCIETY
CONVENTION
COVINGTON, KENTUCKY
MAY 28 - MAY 31, 2015
EMBASSY SUITES CINCINNATI-RIVER CENTER

The theme of the convention will be “Celebrating the ART of Kaleidoscopes”. Art is something that is created with imagination and skill and that is beautiful or that communicates emotion.

In “Celebration of the ART of Kaleidoscopes”, the committee is seeking Artists, Retailers and Collectors who can share or lead discussions on the “the ART of Kaleidoscopes”.

From the Artist view, what inspires them when making a Kaleidoscope? How do they move from inspiration to design? Is there a message or meaning they are trying to convey with each Kaleidoscope? How do they select the material to convey the message or meaning of the Kaleidoscope?

From the collector's perspective, what message or emotion do they look for when selecting a Kaleidoscope? Does the material of the Kaleidoscope overshadow the meaning or emotion of the Kaleidoscope? What does the interaction with the Kaleidoscope mean to them?

Retailers can also participate by sharing on what they look for in Kaleidoscopes. What inspired them to select a specific Kaleidoscope? Do they consider the message or emotion of the Kaleidoscope? Does the material of the Kaleidoscope overshadow the meaning or emotion? Do they consider how the collector will interact with the Kaleidoscope?

Or any other combination of the above that will help us celebrate the ART of Kaleidoscopes.

Are you interested in teaching a “make your own Kaleidoscope” class?

Our team activities in the past have been a great success. Looking for suggestions on a team activity for the 2015 convention. Email all program proposals to the 2015 Covington convention program planner, Debra Wilson at dwilson8480@gmail.com.

Dean Krause presents
Magic Mirror Machine
Precision cut mirrors
within + or - .06mm
see the demo video
\$300 plus shipping

www.youtube.com/watch?v=KqoK2EKcuGo
polymorph365@gmail.com

A photograph of a Magic Mirror Machine. It is a metal device with a large, curved mirror at the top. Below the mirror is a digital display showing the number -0.01. The device is mounted on a base.

Kaleidoscopes Unveiled at the 2014 BKS Convention



Bob Ade
Star 715
 Limited edition of 10
 2 mirror, 7 point and
 2 mirror, 15 point



Black glass cased parlor scope containing 2 mirror systems viewed through a broad

window. Interchangeable polarized and art glass cells nest in an external retainer. Fused and slumped glass. Dichroic pattern in case top, pedestal and stand. 11" x 11" x 4"



Carolyn Bennett
Astrosopes
 12 different kaleidoscopes:



Each is a visual

interpretation of a zodiac sign. 3 mirror system with 3 satellites down sides, liquid-filled cells, turning end with art by CB. 7.5" x 1.75"




Beverly Forester
Indigo Dream



2 mirror,
 Oil cell,
 13" x 7"






Real flowers and greenery in an oil cell kaleidoscope



Scott Cole
The Iceberg

The effects of global warming — shrinking ice scope



Steven Gray
Phantom
 Limited edition of 25

5 mirror with 1 mirror semi-reflective that is viewed through. Curly maple and walnut with interchangeable sculptural elements, 16" x 9" x 14"



Kaleidoscopes Unveiled at the 2014 BKS Convention


Kevin & Deborah Healy

The Deep Blue Sea

18K and 22K gold, sapphire, diamond, kaleidoscope necklace, 2 mirror, 2.5" x .375" diameter

and Feeling Groovy!

Groovy sixties flowers design, sterling silver kaleidoscope necklace, 1.125" x .375" diameter



Stephen Hopkins, Sherry Golba Quilt Show

Dedicated to Shelley Knapp, a professional quilter, now retired. 3 mandala mirror system masked into individual quilts, 12 stave book-matched quilted maple, object cell contains at least 1 original Shelley Knapp Lucini bead, 2.5" x 8"




Kazuyo Ikoma *Crusty!*



My scopes are made from real bread. Please enjoy! 2 mirror system, both dry and wet cells. Real bread coated with resin.

In a closed box, you can see the infinitude of the universe! 6 mirror system, varying sizes of dichroic glass windows at each corner of the mirror-lined cubical case create objects that are reflected over and over internally, 20 cm x 20 cm x 20 cm

Chikako Ishida *Space Scape*



Mitsue Ito *Silver and Gold*





Tapered mirror system. Object case has raised image of silver phoenix woven with silk thread. Gold leaf on glass.



David Kalish *San Francisco Cable Car*

A kaleidoscope installed within a wooden model of S.F. cable car. Two mirror systems: 7 point narrow angle 3 mirror, 6 point 2 mirror. 16" x 18" x 8".

Viewing objects are paper strips.



Kaleidoscopes Unveiled at the 2014 BKS Convention

Yukimobu Kitamura
New Konstruktion Junction



#1: No mirror, no housing, tapered prism mirror, object wheel

#2: One dozen in one, 3 mirror, tapered 3 mirror, 4 mirror, unusual circle mirror, dry and oil cell.



Japanese
Kimono Obi cloth on exterior



Steve & Peggy Kittelson
Paradise




Fused glass flowers with walnut base and towers. 2 mirror, 7 point, silicon oil-filled cell. 2nd interchangeable object cell fits into base. 12" x 9" x 16"

Randy & Shelley Knapp
Midnight Meditation




Parlor scope with sculpture base and adjustable light. 2 mirror, 5 point tapered. Fluid filled black background with Dichroic windows. Shelley's lampworked glass and 7 Lucini's. 10" x 14" x 12"

Ayaka Kobayashi
Oneness



Expresses relationship between humans and the nature of our Precious Earth. Made of metal, resin, natural stones and gem stones. Tapered 3 mirror. Oil cell. 16" x 8"

Sheryl Koch
Full Circle



BOTH a lamp and a kaleidoscope. Stained glass lamp shade and kaleidoscope in one beautiful piece. Isosceles triangle mirror system. Rotating tray lit with LED lights. 11" diameter x 10"



Kaleidoscopes Unveiled at the 2014 BKS Convention



Masayuki Koyama
Dance of the Fancy Feather



Stained glass suggest image of wing and feathers of a bird. Feathers in dry object cell suggest fancy dance of WPOWO. 2 mirror, 8 point. Stairs Composition is an original technique. 7" x 14" x 16"




Dean Krause
"Barbara"



Sterling silver pendant with faceted lavender moon quartz. 2 mirror, 6 point. Dry cell, filigree design with turning object chamber, 1.375" x .375"


Terue Matsuda
Zebra

Two kaleidoscopes and one harmony ball inside the body. Viewport on top and front. Glass object tubes. 2 mirror. Ceramic tile and glass. 25 cm x 26 cm x 25 cm




Yasuko Nakazato
Mandala

Kaleidoscope itself slides into the iron stand and the object is placed on a fixed magnet with ball bearings. 4 mirror system. 2 object wheels (fused glass panel, pointillism panel) 8" x 14" x 18"



Fusako Omura
A Chapel



Stained glass body, solar turn table rotates the object cell. 3 mirror system.

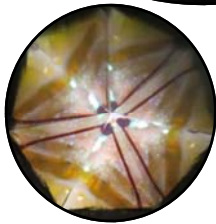
Kaleidoscopes Unveiled at the 2014 BKS Convention



Cathy Painter
Bronze Beauty



Silver spoon with copper & wire sculpture. 2 mirror system, 3" x 4"



Judith Paul & Tom Durden
Dichroscope 101



Dichroic covered student desk, 3 scope book boxes with dichroic on their spines. A 2 mirror 6 point system, a square mirror system and a teleidoscope fitted with a Swarovski faceted crystal. 7 liquid filled (interchangeable) cells—purple, green, pink, blue, turquoise, gold and rainbow, filled with dichroic and crystals. 15 scope variations. Custom 12x12 art book with 80+ mandalas from the scope.



Sue Ross
Watercolors



Strathmore Hall Arts Center



Charles G. Bush Parlor
Kaleidoscope

Motohiro Sato
Rinne




Blown glass body, dry cell. 3 mirror, 12 point. 10" x 3.5" x 10". A polarizing plate is used.

Yuko Sakai
Hansel and Gretel

House made of cookies, chocolates and candies. Mysterious windows and chimney on the roof give view of 3 different mirror systems (3 mirror equilateral, 3 mirror acute, 4 mirror) 8" x 12" x 9". Inner images change automatically.



Kaleidoscopes Unveiled at the 2014 BKS Convention



David Sugich

Nova Hx Grande

3D explosions, hexagonal spheres, 3 mirror tapered system. Object wands. 24" x 4" x 4"



Marc Tickle
La Luna




Limited edition of 5

Art Noveau inspired design. The pattern in the base is done by hand. I first draw it, then gild and paint onto paper. 2 mirror with 3D floating image. Liquid filled object cell with ampules. 11" x 7" x 10"




Koji Yamami
Fujiyama

In honor of Mt. Fuji—world cultural and natural heritage, and my favorite mountain. Reverse tapered 3 mirror system. 2 stained glass wheels. One side of scope represents daytime, the other, evening.



Yoshio Takase
Kaleidoscope Party

Kaleidoscope Party Table with 4 unique scopes. Includes disco ball, beach ball. 1 m x 1 m x 1.5 m



Laura Wilde
How Does Our Garden Grow?



A box contains a book, a scope, 40 handmade interchangeable tiles and extra "fill" in appropriate colors. Featuring Blue and his friends, working together toward a common goal. 2 mirror, 5 point; masked with a petal shape. Dry cell—one filled, one empty; extra fill in 5 small boxes. Each side has space for a number of magnetic flower tiles. Box: 8" x 8" x 4"; scope: 7.25" x 3" x 3"

Kaleidoscope Stadium



The results are in and Kaleidoscope Stadium swept the ratings. The number one show on the Kaleidoscope Network debuted at Konstruction Junction in Sacramento. The evening had everything a good show should have; Laughs, color, music, laughs, camaraderie, prizes, and more laughs. Carolyn Bennett and Sue Rioux donned their conductor caps and the rounds began.

Round One: The Appetizer. Everyone put on their train caps and all the participating artists looked into brightly colored mystery bags filled with just enough to make a simple scope. Some mirrors, a lens, a tube, an empty recycled water bottle and some decoration. The pantry was full of beads, colorful tapes, ribbons, jewels, and an assortment of other goofy stuff. Anything in the pantry was free game and the creations became wilder and



wilder as 15 minutes counted down on the clock. World Famous media commentators Mark Tickle and Scott Cole kept the audience informed with on the spot reporting as the live action proceeded. Time's Up was called and the Mystery Appetizer scopes were served. Some were bright and funny some were neat and precise. The audience voted for their favorites as the esteemed panel of judges: Sollie Fott, Hal Yeager, Tomoko Chiba,

Peggy Kittelson and Ralph Brenner selected team captains for round 2.

Round two: The Entrée. Colored bandanas identified 6 teams and the clock started ticking again. This round was filled with camaraderie and near mayhem as the team members produced colorful "Parlour" kaleidoscopes with themes like *California Dreamin*, *Pink and Mardi Gras meets Christmas*. As the game show jingles and old TV theme songs filled the air, laughter could be heard



ringing through the halls of the Holiday Inn. 15 minutes went by in a flash and each team made convincing presentations to woo the votes of the audience. The winning Parlour scopes from this round were awarded to winners of the Friday night Collectors' evening competition: Penny Warlaw, Michael Barndt, Pat Burnham, Pat Seaman, Cal Dale, and Motoyoshi Sekiya.



Round Three: The Dessert. The challenge to make something sweet from odd containers and candy treats. Each artist selected a "Sweetie" from the audience as a partner. Plastic lemons, toy baby bottles, empty Bubble bottles and an assortment of candy treats were transformed into adorable, sweet, brightly colored and fancifully decorated kaleidoscopes. The new creations were presented to each audience "sweetie".



After the final voting, the grand Golden Nugget Award was claimed by Kathleen Hunt. Bragging rights are hers until the next challenge is determined! What will it be?



People's Choice Awards



Congratulations to the four People's Choice Award winners: **Steve and Peggy Kittelson, Steven Gray, Judith Paul and Tom Durden and Yukinobu Kitamura.** The awards were designed by Brewster member, Ron Shuster.

Kaleidoscope

Collectable kaleidoscopes & unique gifts SHOP


New scopes from Sacramento means...

Summer Sale!

\$50 off an order of \$299 or more at

kaleidoscopeshop.com

with **FREE SHIPPING!** until **8/31/2014**



Use this code when you check out:

{ summerscopes }

One-time use for current Brewster members only!

Mary Wills receives 2014 Cozette Award



Several years back Cozy Baker along with Sherry Moser, Charles Karadimos and Carolyn Bennett established the Cozette Award. This award is given to a person who has been responsible for outstanding dedication in promoting and advancing the art and love of Kaleidoscopes.

The Cozette Award has always been designed by Sherry Moser. It has been given three times in the past. The recipients have been: Corki Weeks,

Cozy Baker, and Mary Margaret Gibson. Mary Wills becomes the fourth recipient of the Cozette Award. She was nominated by Corki Weeks and unanimously approved by the BKS board. Mary owns Nellie Bly in Jerome, Arizona. Nellie Bly is a unique gallery of kaleidoscopes and art glass located in historic Jerome, Arizona since 1988. They are the largest dealer of kaleidoscopes in the world and feature over 90 kaleidoscope artists. Mary holds an annual Kaleidoscope weekend each October.



The thing that impressed me the most about this convention was the Kaleidoscope Stadium. Designing and creating in a set amount of time gave the feeling of a sporting event. With having to move around gathering needed materials and communicating with others, I became tired and lost my voice but it was the most fun! Thank you very much! *Yasuko Nakazato*

Back home and I miss the BKS-Family. The contest, Friday evening, was so great. The scope I made then with Kathleen Hunt, "Hawaiian Drink", is my most loved I took home from Sacramento. Thank you all for the wonderful Organisation. Happy Colors from Switzerland. *Robert Roth*

Grand winners of the Collectors Reception Trivia Competition (hosted by Pat Seaman) were Pat Burnham, Penny Wardlaw, and Michael Barndt. Pat Burnham correctly filled in the first names of all of the 56 listed kaleidoscope artists—very impressive! Each winner took home one of the team collaboration kaleidoscopes from the Kaleidoscope Stadium event.



Newly Installed Interactive Kaleidoscope In Asheville, NC

By Marc Tickle



Fellow artist Robert Gardner and I received a grant last year to design and build a kaleidoscope for a children's interactive space at the museum they call ArtPLAYce, housed within the Asheville Art Museum. We spent several weeks designing and building the kaleidoscope that was modeled on the seaside viewfinders. We included three separate mirror systems within the 5' tall scope, which is operated by turning a hand crank which in turn operates the liquid filled cell. The cell was built on a huge



industrial glass lathe, and is filled with lamp worked glass made specifically for this piece. It is designed to be viewed by all ages and sizes. It is adjustable in every direction, and made from steel and glass. We are planning on making more pieces similar to this along with a teleidoscope version. The Asheville Art Museum is open Tuesday through Saturday 10 a.m. – 5 p.m. and 1 – 5 p.m. on Sundays. The Museum offers free admission from 3 – 5 p.m. the first Wednesday of each month. Please check our website for detailed information about Museum programs and exhibitions at www.ashevilleart.org or call [828-253-3227](tel:828-253-3227) for more information.

2017 JAPAN CONVENTION PLANNING

“We have been thinking of having BKS convention in Japan for a long time. Now, it is getting close to realistic little by little by having discussions and meetings. However, it is still under construction, we have many things to make clear before we start.” These remarks are from Koji Yamami is the Local Committee Chairman for the Japanese BKS convention being planned for the spring of 2017.

Notes from the 2014 Convention meeting:

Approximately twenty USA members have already expressed interest in attending. During our meeting at the 2014 convention several ideas and issues to be considered were discussed. Because of the small number of Japanese BKS members, it was approved by those present that when advertising the convention in Japan that the requirement to be a BKS member be waived for all new attendees. Suggestions that memberships could be offered to all new persons attending was considered.

It was suggested that we consider offering a 7 to 10 day tour of Japan in addition to the convention for interested persons. We would investigate reputable travel group packages for the convention and/or tour. Travel group tours often arrange hotel stays, meals and travel for a set fee. Tours can be tailored to the needs of the contracting group.

Suggestions were also made to investigate group travel flights to Japan and also group shipping for non-Japanese artworks to Japan. One person offered to investigate cultural exchange grants that may be available for artists.

Goal for 2014 is to develop a framework for the convention in 2017, and decide what parts of the current convention structure to keep. Items considered by those present: Party, Unveiling, Exhibition, Education Opportunities.

Positive items for Japan Convention discussed were:

- More people will know of the BKS
- May get new members
- More BKS members of Japan participating
- More exposure for American Artists
- Invite more Japan retailers to promote K-scopes
- Kaleidoscope Museums to visit
- Kaleidoscope Shops to visit
- Studio tours

Negative items for Japan Convention:

- More expenses for persons outside of Japan
- Many artists are on a very limited budget
- Import fees and taxes to be considered by artists from outside of Japan

Items to be considered:

- Spaces for convention and hotels may be a challenge to contract
- Start up money for the convention
- American artists shipping of work to Japan
- Translator will be needed for non-Japanese members
- Questions about if BKS or Japanese Committee does a salesroom:
 - Who would handle the salesroom and where would it be?
 - Who would take care of taxes and import expenses in Japan?
 - Would the BKS get a percentage of sales?
 - Is the salesroom a necessary part of the convention?

If you would like to volunteer to be on the committee or you wish to send any information, suggestions or questions, please contact Mary Boll, Convention Coordinator at mboll@roadrunner.com or contact Koji Yamami, Local Convention Chair at ltbear@kx.catv.ne.jp.

www.nbscopes.com

WILLY WONKA & THE (DARK) CHOCOLATE (& WINE) FACTORY

Class schedule posted May 29th
Call to register June 1st: (928) 634-0255
Questions: mail@nbscopes.com

Thursday, October 16th
Classes

Friday, October 17th
Classes & Evening Meet-n-Greet
5pm-7pm at Nellie Bly

Saturday, October 18th
Classes & Costume Party 7pm

Sunday, October 19th
Jerome Humane Society Brunch,
Quilt Show & Auction
9am-Noon, shuttle from Nellie Bly



Gold Rush Banquet



2014 Schedule of Kaleidoscopic Events

September 7-12 : Scott Cole Class John C. Campbell Folk School Brasstown NC Skills Workshop

October 16 - October 19 : Nellie Bly's Kaleidoscope Weekend 2014, "Willy Wonka & the (Dark) Chocolate (& Wine) Factory". Class schedule will be posted on www.nbscopes.com May 29th. Call to register beginning June 1st. For more information call [\(928\) 634-0255](tel:9286340255) or email mail@nbscopes.com.

October 16 and 17 : Scott Cole Class Nellie Bly Jerome AZ Copper Etching Scope

2014-2015 Schedule of Kaleidoscopic Events *October 11, 2014 - January 14, 2015* : "Hope", a Kaleidoscope Exhibit celebrating the 15th Anniversary of the Sendai Kaleidoscopes Art Museum in Sendai Japan (founded by Dr. Ochi). The deadline for submissions is August 31. Prizes and special recognition will be awarded for the best works. Visit the website: www.iyashisekai.com/ or email hatano.ochi@nifty.com for details.



Future Kaleidoscope Enthusiasts

2015 Schedule

May 28—31: *BKS Convention in Covington, Kentucky* :

Celebrating the Art of Kaleidoscopes, Embassy Suites, Cincinnati



THE BREWSTER KALEIDOSCOPE SOCIETY

www.brewstersociety.com

P.O. Box 917

Wake Forest, NC 27588

