



NEWS SCOPE

A newsletter for designers, collectors and lovers of kaleidoscopes

Vol. 27 No. 1
Winter 2012



The 22nd BKS Convention in Atlanta ... bop 'til we drop



See lots of pictures from the convention at this link
www.cbennettphoto.smugmug.com/Other/BKS-Atlanta-2012

Collage by Carolyn Bennett

The Brewster Kaleidoscope Society Mission Statement:

The Brewster Kaleidoscope Society is a unique organization which provides a forum for artists, collectors, and retailers to promote and perpetuate kaleidoscopes as an art form.

Membership News

The 2012 Brewster Membership as of April 23, 2012 represents 355 BKS members with 302 paid memberships. We have 53 memberships listed for couples and families. There are already 120 members who have signed up for 2013 and a dozen for 2014. Please email me any changes in mailing addresses or emails and I will update our contact list. If you have not received an email in February or March from the Brewster Society, please email me to update your email address.

Upcoming Convention Planning

Work has begun on the upcoming conventions for 2013, 2014 and 2015. The date for the 2013 convention is still being determined but the location is planned for Fairlee, Vermont. Theme of the convention will revolve around an exploration of the history of kaleidoscopes and Charles Bush (Busch), his work and home. More details will be available in the next news letter as soon as contracts have been signed. Sue Rioux has volunteered to be part of the planning team for 2013.

The 2014 convention planners are exploring Sacramento, California as a possible location. Covington, Kentucky has invited the BKS back for another exhibit and convention in either 2014 or 2015. Other future locations discussed were Kansas City, Denver, North Carolina, Hawaii, Japan and Canada. If anyone would like to make a convention proposal, please email information on a specific location.

Some of the structure of the future conventions will be changing to meet our growing and changing needs as an organization but we certainly do not plan to eliminate any of the fun and wonder of our kaleidoscope events. If you would like to be part of the planning, please let us know.

WANTED

We are looking for one person or a group of people to take over the newsletter responsibilities. If you are interested in working on this in any form please contact Charles Karadimos at 301-253-5789 or Karascopes@aol.com.

This is your newsletter.

Please feel free to submit any interesting kaleidoscope related stories. This is the place to expose what you know, and then share with the rest of the membership.

Please keep submissions more than 20 words, less than 500 words, and pictures are important to include.....

We will reserve the right to edit based on available space.

This is your newsletter.

Submit articles and photos to Karascopes@aol.com
Photos should be at least 2" x 2" and 300dpi for best reproduction.

Brewster Kaleidoscope Society

PO Box 95
Damascus MD 20872

The NEWS SCOPE
is published quarterly

Membership & Yearly Subscription
U.S. \$60; International \$70
Renewal date is January 1

BKS Management Team

Bob Sabath (convention)
Charles Karadimos (newsletter)
Sharon Sandstrom
(volunteer coordinator)
Michael Barndt (webmaster)
Mary Theresa Boll
(membership/contact person)
740-352-2310

bksinformation@brewstersociety.com
www.brewstersociety.com

Founder

Cozy Baker (1923-2010)

NEW PASSWORD

To access the
Members Only Section on
www.brewstersociety.com

Username: `bksmember`
Password: `20scopes12`

Ad Space Available

We invite you to take advantage of the expanding newsletter to:

- *Extend your marketing*
- *Target a select audience*
- *Promote your artwork*
- *Promote your gallery or store*

For more information
contact:

Charles Karadimos
301-253-5789 or
Karascopes@aol.com
Ad rate sheet available at
www.brewstersociety.com/join.html

2012 Convention Report

We are pleased to announce that the Brewster Kaleidoscope Society had a very joyous and successful convention. Well over 100 attendees enjoyed a spectacular hotel, a wonderful unveiling, a series of high energy classes, presentations and seminars, a vibrant kaleidoscope sale and an extremely high energy sock hop banquet and celebration. Our thanks go to the Boal family, Jan, Bobby, Emily, and Ginger, whose hospitality, work effort, dedication, conviction, and commitment brought us a wonderful convention. And that's to say nothing of the wonderful snacks and other surprises which they prepared and provided.

Most significantly, with active participation of more than 25 members, we conducted three open meetings that transitioned from a high degree of interest and participation all the way to the establishment of a steering committee which will take the Brewster Kaleidoscope Society to its next operating level.

During Friday afternoon and Saturday morning, Brewster members got together to discuss the critical functions required for the organization and its membership, the various alternatives of organizational and legal structure, our finances, goals and objectives, and actions necessary to make the organization more permanent, structured, and effective to its members, the general public, and to those who love and hopefully will love kaleidoscopes in the future.

Late Sunday, the third meeting was held to determine next steps. It was agreed that a steering committee should be appointed with the responsibilities of identifying goals, developing a priority list of goal-driven activities, supporting outreach and public visibility, potentially linking to other organizations, setting the structure and pattern for broader member participation in management and transition of management on an annual basis. Using the new organizational structure, the steering committee will select the initial officer group and will determine schedules and processes for elections, conventions, special programs and other activities.

Members of the steering committee include Bob Ade, Junko Aragane, Michael Barndt, Mary Boll, Whit Duskin, Brenda Hedden, Nancy Leonard, Skip MacLaren, Judith Paul, Pat Seaman, Emily Wert, and Koji Yamami. Hal Yeager will chair the committee's activities.

Initial activities of the steering committee are to:

- set goals and priorities
- establish the legal and operating structure for the organization
- develop a memo of understanding relating to responsibilities, operations and procedures
- assign management responsibilities to members of the steering committee and to other Brewster members who have expressed interest
- determine operating priorities, including finance, newsletter, next convention, and others as necessary, and assign responsibility for completion

The committee will meet regularly by conference call and e-mail and is slated to roll out its completed responsibilities over the next six months.

Before Atlanta ...

submitted by Daphne Pfaff

Kaleidoscopes have been my life-long collecting passion. My love started with the magical colors and patterns I saw in the scopes of my grandmother. Then, this past year my daughter gave me a serious birthday present, the invitation to attend a class on making them with her. Wow, what magic. It was there I discovered the Brewster Society and found out about the conventions. So it is that I will, as I approach my eightieth birthday, be in Atlanta. I have always considered my kaleidoscopes to be magic and now they bring me magic from a whole new dimension. Thank you all who share my love for bringing this new magic into my life. Atlanta, here I come!

... and after Atlanta ...

My first convention with the Brewster Society was both surprising and comforting. First there was the awesome display of kaleidoscopes in so many styles, shapes and colors, all set out to be viewed and examined in one room! WOW! Then there was the friendliness and encouragement to become involved - a newbie could get hooked! Next the attention paid to housing, a lovely facility with good food and fun entertainment. Hosting is obviously a skill of those who love kaleidoscopes. My final surprise was returning home with six new kaleidoscopes, each gathered in a different way: one was my Saturday night party favor, two my husbands, three was bought, four was made, five was won as a door prize and six was a winning bid at the silent auction. Finally, several artists names I recognize from my collection I now consider friends. A lot of power packed into those four days.

BKS on facebook

Share your kaleidoscopic thoughts on Facebook.
Log on to Facebook and use "Search" to locate the "Brewster Kaleidoscope Society" page.



Kaleidoscopes Unveiled in Atlanta



Carolyn Bennett
Flash Back/Flash Forward
2 mirror / grids
9"



Bob Ade
Elements
fused and slumped glass
3 mirror tapered rectangle
12" x 11" x 4"



David Kalish
Abacadabra!
ceramic
tapered 3 mirror
11" x 5.5"



**Judith Paul
& Tom Durden**
Crystal Collision
slumped glass/crystals
2 mirror converts to 3
10" x 3"



Phil Coghill
Autumn Gold
wood, 2 mirror
9" T



Fusako Omura
Mother Nature
tapered 3 mirror
stained glass
13" x 13"



Jan & Bobby Boal
Super Sparkalei
wood
10" x 13" x 12"



Peggy & Steve Kittelson
Sherry's Dogwood
2 mirror, 8 point
fused/draped glass
2.75" x 10"




Mitsue Ito
Prayer
tapered mirror
copper, glass
20" x 11"



Bob Rubanowice
Pearlescent Delight
4 mirror gemini
glass
9" x 4.5" x 2"

Kaleidoscopes Unveiled in Atlanta



**Charles Karadimos
& Koji Yamami**
Kara Yama
slumped/stained glass
tapered 2 mirror, 10 point
10"



Motohiro Sato
blown glass
3 mirror 11 point
10" x 12" x 5"



Kazuyo Ikoma
Mushroom Hunting
2 mirror
glass
5 scopes range from
7.5cm to 11cm long



Kari Makoutz
The Potion Maker
3 mirror
taxidermy
26" x 22" x 18"



David Katz
Atlanta Falling Trees
tapered 3 mirror
paper mache, copper
15" x 4"



Lori Riley
Detached
3 or 4 mirror
jewelry/magnet
scope is 1.5"



R Scott Cole
SiloScope
model of 30 foot silo
scope to be built at JC
Campbell Folk School



Yasuko Nakazato
Star Factory
tapered 4 mirror
stained glass
11" x 16" x 9"



Alex Bouteneff
Mike-o-scope
handblown glass
3 mirror teleidoscope into 2 mirror
12" x 3.5"



Steven Gray
Variation of the Parasol
wood, 5 mirrors
26" x 22" x 18"



Marc Tickle
Odonata
glass/shadow box
2 mirror
12" x 4" x 14"

Kaleidoscopes Unveiled in Atlanta



Sheryl Koch
Cocasphere
 stained glass
 tapered 3 mirror
 12" x 10"



Yuko Sakai
Colorful Gift
 5 different mirror systems
 wood
 9" x 9" x 8.6"



Chikako Ishida
Planet of Sorrow
 tapered 3 mirror
 Polyester Resin, Glass, Mirror
 16" x 12" x 16"

People's Choice Awards

From the new kaleidoscopes that were unveiled, these awards are voted on by the attending members.



Judith Paul and Tom Durden
Crystal Collision



Motohiro Sato
Blown Glass



Steven Gray
Variation of the Parasol

Silent Auction

Voted favorite silent auction scope based on the theme "Southern Spring" by the attending members.



Charles Karadimos
Spring Coke Scope

The Award



A frameworked glass peach created by former kaleidoscope artist, **Margaret Neher**

Featured Artists : Bob and Grace Ade



All of our scopes have art glass cases, some kiln slumped and fused. We have developed a niche where we specialize in (1) images created using polarized filters which make a spectrum of color from bi-refringent items in the cell, (2) mirror systems that create three dimensional images and (3) poly-angular mirror systems. Some of these are limited editions and contain internal lighting systems.

One of our favorite scopes, "Ice Flowers", with polarizing filters was specifically designed to allow the viewer to create images that are delicate colorful snowflake shaped ice crystals. Another favorite, "Crystal Star" makes a three dimensional star with a north and south pole and inward curving segments that meet at an equator.


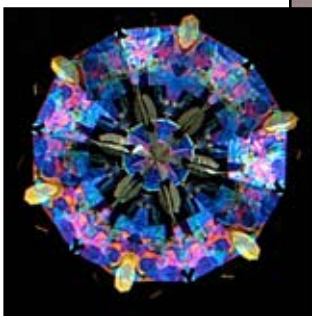
As much as we would like to find that everyone knows about the beautiful scopes available today, we continually get the comment "Oh, I haven't seen one of those since I was a kid" and "How did you get into making scopes?"

Grace and I have always had an interest in art glass and before scopes, we admired glass objects and stained glass items at art shows. We took stained glass classes in 1982 so that we could do our own creative thing. Then in 1983 we stumbled across a stained glass kaleidoscope in a gift shop and decided that they might be something fun to make, but how does a kaleidoscope work? We tore a toy one apart, created our own design and made 8 for relatives that Christmas. Soon our scopes began outselling our stained glass items at art shows and the artist co-op we belonged to.

The big step forward was when we became involved with the Brewster Society where ideas abound and stimulated our senses. Some of our major influences were from Cozy Baker and the work of Steven Gray.



Our 28 years of making scopes has been a great experience and we encourage new artists to share in this art form and explore their own creative urges. The Brewster Society is full of artists, collectors and galleries that we have learned from and that are willing to give advice to those interested in expanding their knowledge and skills in making scopes. If Grace and I can be of help, feel welcome to contact us at graceade@comcast.net



Bob and Grace 51 years ago

Woodturning Demonstration in Atlanta

submitted by Bob Coleberd

The close association between wood turning and kaleidoscope making, long recognized, was demonstrated at the 22nd annual convention of the Brewster Kaleidoscope Society in Atlanta, April 12-15, 2012. Marty Wildes, veteran turner and member of the Georgia Association of Woodturners, was the featured artist. The slogan of his business M J Designs is: "Turning Wood Into Art," which well describes a wooden kaleidoscope. Marty set up a Jet lathe and turned a scope barrel and end fittings, describing each step and the tools used. He distributed a six-page hand-out with chisels and tools required and step-by-step photos and instructions for turning a scope. These are available in color on Marty's website: www.mjdesigns.info. ; The audience was most complimentary of Marty's presentation which was a highlight of the convention.



Photo by Carolyn Bennett

Message from the Boals

Jan, Bobby, Emily and Ginger, of Kaleidoscope Shop, hope everyone that was able to come to the convention enjoyed their visit to Atlanta. We all had a wonderful time. The 50's themed banquet was great fun - complete with Elvis, dance contests (thanks Marc and Jessy Tickle), hula hoop contests, and great decorations from Judith Paul. If you haven't discovered it yet, please open the tin box that is part of the favor scope - it contains glazed Georgia peanuts from an old family recipe made by Ginger Jamieson. We'd hate for them to get stale before you discovered them.

There are additional 2012 favor scopes (the Boals' "Sparkalei"), all unique and individually hand-decorated, available for sale through Kaleidoscope Shop (www.kaleidoscopeshop.com) at \$50 each. In addition, if anyone wanted a 2012 convention T-shirt with the "I'd like to buy the world a scope" logo, those can be ordered through www.yellowllama.com/kaleidoscopeshop, cost \$22.49. It may take a few days before the favor scopes and t-shirts are up on the websites (as we are all recovering from a lack of sleep in the weeks before the convention), but they'll be up soon.

My special thanks to all the great kaleidoscope artists that attended the Brewster convention in Atlanta. They were all extremely friendly, courteous and very encouraging to me as a new artist. I was surprised at their candor in extending to me some useful tips and helpful hints that will go a long way as I develop my own skills and techniques. It was so great to see them all in person for the first time and to get to know them personally. I am thankful for everything.

Malini Pawar

It was nice to have the convention in a new hotel - the employees were all so courteous and willing to please. The schedule went smoothly and the programs were interesting thanks to the committee's efforts. We appreciate all they did!

Bob and Grace Ade

NEW EXPANDED STORE LOCATION!
From toys to "interactive art" by 30+ artists, including
Artist-in-Residence, Jon Greene of Chesnik Scopes!
Worldwide shipping & free gift wrapping!

Cape Kaleidoscopes
...come and play!


Suzanne Greene
3 Central Square
Mashpee, Mass., Cape Cod
508-477-0661
www.CapeKaleidoscopes.com

Project "Color Your Community"

by Jacqueline Smith

This is only a beginning of what I hope will spark interest within our fantastic kaleidoscope group.

I have not been sending photos for Scoops on Scopes nor am I attending the convention this year but I have not been inactive when it comes to kaleidoscopes. In fact, my Forever Yours Dreamscope took 3rd place at two different fine craft exhibits. One award was from The Art Council Of SW Florida which was really quite an honor and a surprise since it was a show that included many known artists of fine crafts as well as 2D art.

Due to showing my Dreamscopes with our local Fine Craft Guild I found that there is an extreme interest but lack of knowledge in kaleidoscopes and it inspired me to explore the possibility of a program that I feel can be extended and carried out by other artists or art/craft guilds who have an interest in enriching their communities and enlightening people of the benefits and joy in kaleidoscopes and teleidoscopes.

The working title of my program for now is "COLOR YOUR COMMUNITY" and proposes to excite and inspire other kaleidoscope artists in The Brewster Kaleidoscope Society and the online group called kaleidoscope builders knowledge group...(www.kbkb@yahoo.com) to follow suit and work towards adding a wonderful outdoor teleidoscope to their own community.

If I am able to pull this off and get funding locally I will design (and together with others in my guild) build, install and dedicate an outdoor teleidoscope for our community.

This idea is only in its infancy but the plan of action so far is:

1. Research the possibility of getting funding of some sort when it comes to the point of actually creating the teleidoscope.
2. Investigate a range of materials that would hold up to the weather.
3. Decide on a place for the teleidoscope and create a design that would further enhance the area where it will reside.
4. Line up artists to help with the building and/or installation.
5. Enlist local media and maybe politicians to set up the public dedication.
6. Provide other scope artists all over the USA and beyond with the plans to create their own "COLOR YOUR COMMUNITY" teleidoscopes and report back to BKS on the progress and response.

Soooo that is it for now but I can be reached at (dreamscopes@earthlink.net) if I have sparked an interest.

A color version of the newsletter is available for download at www.brewstersociety.com in the Members Only Section.
NEW PASSWORD : 20scopes12

Kaleidoscope Mukashi-Kan



If you are intrigued with kaleidoscopes in Japan, please contact us at Kaleidoscope Mukashi-Kan, a kaleidoscope specialty shop with 20 years of experience.

Please send an email to:
mukashikan@brewster.co.jp
<http://mukashi-kan.com>

WOW! What a great experience. As first timers at a BKS Convention, it far exceeded our expectations. We were welcomed like family by the artists, collectors & retailers alike. We savored every moment we spent looking at and through amazing kaleidoscopes and talking one on one with the artists. What a treat. Taking a kaleidoscope-making class was a fantastic experience. The Saturday night '50's theme party was a blast. What a very talented but down to earth fun-loving group of people. This certainly will not be our last BKS Convention!

Jerry & Cathy Heiman

It was wonderful to make kaleidoscopes with Judith Paul & Tom Durden and the Coghills. The opportunity to network was invaluable. The Mandalettes were a precious surprise, and Marc & Jessy were such fun to watch dancing, as were Charles and "Stephanie". Jessy is a pre-school teacher! Could there be a more perfect facilitator for a group like ours, all learning from each other and having fun- kids at heart! There were many BKS members and collectors that I talked to and laughed with. Thank you ALL for making this convention so memorable.

Brenda Hedden



Artist Name : **Marc Tickle**

Scope Name : *Ella-Rose*

Open Edition

Mirror system : Two mirror systems, one creating the optical illusion seen from the front, the other is the hidden kaleidoscope - a two mirror 7 point mandala

Object case : Oil filled cell, with lamp-worked glass, tiny glass spheres, gold leaf, and dichroic glass.

External features : The interior expresses the exterior in this scope. A two mirror optical illusion mirror system can be viewed from several feet away, and appears to occupy more space than it actually occupies,, like a Tardis, it appears to be larger on the inside than it is on the outside.

Dimensions : 9" H x 3" x 4"

Suggested retail price : \$600

Artist Name : **Charles Karadimos**

Scope Name : *Orao* (from the Greek meaning beautiful)

Limited Edition of 7

Mirror system : Tapered two mirror, 7 point.


Object case : Dry cell containing lampworked black and white glass, dry ampules and a small touch of each color of the rainbow

External features : Fused pattern bars sliced and fused, then slumped

Dimensions : 10" T x 4" W

www.Karascope.com


Scoops on Scopes



A new kaleidoscope coloring book
by *Charles Karadimos*

32 pages include:

- 26 challenging drawings to color
(*originating from actual kaleidoscope images*)
- An explanation of the math behind kaleidoscopes
- A brief history of kaleidoscopes
- Other uses of kaleidoscopes and their images
- A short description of the effects of color
- Pages are perforated for easy removal
- Book size is 8.5" x 9.25"
- Available at www.Karascope.com



Artist Name : **Charles J Sorg**

Scope Name : *Unnamed*

One of a kind

Mirror system : Two mirror, 10 point system.

Object case : Slumped glass on top of dry cell, 2.5" diameter. It contains lamp-worked glass including dichroic glass.

External features : All dichroic glass front covered with one sheet of clear glass to protect it. The two pieces were fused first then slumped. The back has also been slumped. The back and bottom are black glass.

Dimensions : 11.5" H x 8" W x 4" D



Artist Name : **Luc and Sallie Durette**

Scope Name : *Cosmo: Nautilus Shell*

Object case : tiny detailed seashells have been added to the Cosmo interior with beautiful results

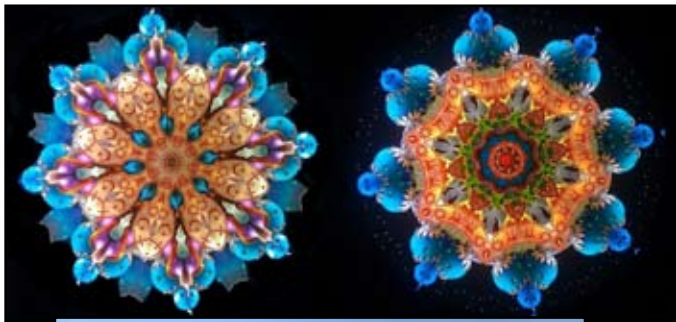
External features : An intricately engraved nautilus shell on the exterior panel of Cosmo.

Mirror system : 2 or off-set 3 mirror

Dimensions : 6 3/4 L x 2 1/4 wide

Suggested retail (without stand): \$180 - 200

www.durettestudios.com



Artist Name : **Luc and Sallie Durette**

Scope Name : *The Gathering*

Limited Edition : 200

Object case : pearlescent copper patinaed banner is adorned with the same symbols of faith as the exterior, and waves in a wintery sky of ethereal glass and crystalline glazed ceramic. The chamber also features Luc's elaborate frameworked glass, dichroic twists, a real gold-plated pine-cone, patinaed gold moon and stars, and a handmade pendant of fiber optic glass beads and filigree.

External Features : laser engraved reproduction of custom created woodland scene by renowned artist, Marie-Helene Grabman. The tree in the center of the scene is adorned with symbols of 8 religious faiths, telling a story of world peace.

Mirror system : 8 point 2 mirror

Dimensions : 10 L x 4.5 W x 3 h

Suggested Retail Price : \$1100 - \$1150.

Visit www.durettestudios.com to see color photos

The Gathering of Friends

In the fall of 2006 Luc and I introduced a series of three kaleidoscopes titled "A Midwinter Night's Dream" that was based on a story that I wrote that summer. The first kaleidoscope, Act 1, was named "Into the Forest", as the protagonists (two children) venture on a journey inspired by the love and faith of their grandfather, a wise man who refused to join in angry quarrels of the village elders over whose religion marked the true path to God. After listening to their grandfather tell a tale of a time in the future when there would be harmony and peace between all, the children venture into the forest to offer their wish for world peace and brotherly love to the moon and stars. In Act 2, titled "The Gathering", the children have arrived in the forest and adorn a woodland tree with symbols of world faiths as their woodland tree whispers the wisdom of each faith. Mingled together, the whispers create a song of greater beauty than each alone.

The design of A Midwinter Night's Dream came out of a personal journey that I was not even consciously aware of at the time. Over my lifetime I have always had friends from many different paths and many different places – and to me each one was a unique treasure. During my broadening understanding of friendship over the last 40 years, I have learned the very painful lesson that not all of my friends were considered equal to one another, and indeed often certain friends were considered inferior by other friends – for no other reason than the color of their skin or their religious affiliation.

As a young child in the sixties, blessed by parents who were completely open to inter-racial relationships, I was blissfully unaware of the concept of prejudice. It was startling and heartbreaking to me to lose my two best friends when their parents no longer let us associate after witnessing my older siblings inviting their African-American friends into our home. By the time I was in 5th grade, unlike my peers in my affluent all-white neighborhood, my friends came from a mix of economic, cultural and religious backgrounds. Despite the challenges that come with the territory, embracing diversity remained my natural inclination.

As an adult, though raised Catholic, I have embraced an eclectic spiritual life that is colored by my early life experiences and further explorations into the concepts of Eastern and Western religions. Sadly, as an adult I have again experienced the loss of relationship with friends who needed me to follow their path in order to sustain the friendship. Separation between people in the name of God seems such a travesty to me. I believe God's vision of us would be like a vision through a kaleidoscope – the sum total of all people, all colors and shapes, all cultural and religious expression – being a far richer and more pleasing image than an image of all one color, shape, culture and faith blending into a melting pot of gray. I believe The Brewster Society is a beautiful expression of this colorful diversity – we are all from different paths and colorful cultures, and we come together for one shared and common purpose. In our coming together, all the variety of our humanity creates one spectacular image. Thank you for being part of my mandala. Blessings – *Sallie Durette*

Order for Vivant From Rakuten online shop

Galerie
VIVANT

We are leading kaleidoscope gallery in Japan. If you look for Japanese artists, please send us E-mail. vivant@g-vivant.com



Rakuten Global Market

<http://global.rakuten.com/en/store/g-vivant/>

Galerie Vivant is preparing a revised edition of the *Fascinating World of Kaleidoscopes*, originally published in 2007, in time for the opening of the exhibition at the World Children's Museum of Art in Okazaki, Japan. (see back page for exhibition details) Information about 40 Japanese artists will be added.



- ◆ **Alternative Supplier of Front Surface Mirror - by Sheet, Case, or Crate. Lowest Prices!**
 - ◆ Kaleidoscope Kits
 - ◆ Teleidoscope Balls
- ◆ **Image Wheels in Brass or Chrome**
 - ◆ Optical Lenses
- ◆ **Brass Tubes and Check Rings**
 - ◆ Acrylic Chambers
 - ◆ Oil Wands
- ◆ **Faceted Glass Gems**
 - ◆ Lamination Wheels
 - ◆ Polarized Film

On the web at:

www.BostonCraftWorks.com

We want to extend a heartfelt thank you to you and all the members of the Brewster Society who made our first conference such an exciting and unforgettable experience.

From the moment we arrived, we were greeted with so much warmth and enthusiasm from everyone. Any trepidation about being new to the world of making kaleidoscopes and with so very much to learn, was instantly transformed into the pleasure of meeting so many wonderful people and being able to actually see and touch their works of art we have admired from afar.

We feel incredibly fortunate to be included in a community where talent, creativity and innovation abound. We are touched by the encouragement, inspiration and generosity of ideas and the contagious atmosphere of playfulness and fun. What a pleasure to discover that the magical world created by the kaleidoscopes that we adore begins, naturally enough, right in the imaginations and spirits of the people who make them.

Again, thank you to all for the warm welcome and an incredibly inspirational and memorable experience. We cannot wait for the next event!

Andie Schoellkopf & Teresa Hickok

Thanks for all your hard work. I had a great time at the convention. The hotel, food and banquet were fantastic and it was really great seeing everyone again.

Lori Riley

KALEIDOCON II

a celebration of kaleidoscope art - and kaleidoscope artists
july 13 -15, 2012

8 Lake Court - Emerald Hills, Ca 94062 - 650-568-1600 - imagessf@aol.com

a weekend of showing and sharing including...
show and sale of scopes;

6 scope-making demos; door prizes; a shared glass fusing experience;
open discussion of our future in kaleidoscopes


a lunch, dinner, and brunch will be included

artists, collectors, and gallery owners welcome
\$50 donation

rsvp: 650-568-1600 - imagessf@aol.com

nearby reasonable hotel - clean and simple - \$75/night
Best Inn, 1090 El Camino Real, Redwood City (650-369-1731)

WILEY JOBE
SCOPEWORKS
 FINE HANDCRAFTED • POLY-ANGULAR • KALEIDOSCOPIES
 SINCE 1987



~KALEIDOSCOPIES~
 KALEIDOSCOPE RESTORATIONS & REPAIRS
 108 NORTH MAIN STREET
 HONEOYE FALLS
 NEW YORK 14472
 (585) 624-2648
 usjobs@aol.com

A color version of the newsletter can be downloaded at www.brewstersociety.com in the Members Only Section.

NEW PASSWORD : 20scopes12

Classified Ads

1990s Kaleidoscope Collection for sale mint condition / many collector scopes / will sell individual scopes.
 Paul Larsen 865/932-6172
 LOLD41@AOL.COM

I must downsize my kaleidoscope collection. I have some wonderful collectable scopes available. I also have a kaleidoscope exhibit for sale. You can see that on the internet at www.throughthekaleidoscope.net. Please contact Chris Schaefer at opaleyes@wildblue.net or call me at 530-351-2087 for more information and photos

... A Look Back in Time ...

By 1990 there had been many new developments in kaleidoscopes, as artists expanded the range and sophistication of their work. It is not surprising, therefore, that 1990 also saw a new book, *Kaleidorama*, by Cozy Baker, which chronicled the changes of the preceding decade. That richly illustrated book focused on the innovative scopes produced in the 1980's, as well as listed many leading contemporary artists; in addition, the book explained various mirror systems and discussed the deeper meaning and therapeutic value of kaleidoscopes.

Meanwhile, creativity continued as artists introduced new scopes, experimenting with different materials and forms. Luc Durette and Sallie Hollenbach developed a silk kaleidoscope, *Silken Repose*, which had a four sided case containing both a two mirror and three mirror system. The outer wheel had handpainted silk encased in and framed by glass, while the inner wheel used dichroic and textured glass pieces. Don Doak introduced the *Geodysey*, made of iridized black glass assembled over a steel frame, with a hollow oil filled wheel; the eyepiece, which allowed the view to use both eyes, was designed to block out all extraneous light. Danny Wilson's new scope, *Spinner*, had a dual rotating wheel (squirrel cage) so that turning one axis changed the colors, and turning the other axis changed the patterns; the glass of the body formed the third side in the two mirror system.

Tom and Carol Paretto created *Whimsey*, a large front-lit scope with eight chambers, each of which used iridescent paper as a background. Amy Hnatko's new limited edition scope, *Northern Lights*, utilized a variety of lenses and mirror configurations to produce complex patterns; colors were blown into the glass globes which were then filled with liquid and had a range of unusual objects placed in them. Ron Kuhns created scopes with exotic wood bodies and used 3-dimensional opaque objects enhanced by dichroic glass.

Carolyn Bennett produced three new scopes: *Mirage*, a two mirror system in a lucite case with a holographic liner. There were no colored pieces in the scope but the colors were created by polarizing filters. A second scope, *Phantom*, was a small polarized scope using a three mirror system and contained only crystal clear elements. And the third scope, *Chameleon*, had a lucite body with mother of pearl liner and two interchangeable liquid chambers.

As the Brewster Society entered its sixth year, the question was raised "Why now? - What is the reason for so much interest in scopes at this particular time, and why are so many new styles appearing right now?" One answer given was that kaleidoscopes adapt so well to nearly all of the important American crafts that are so popular and prevalent: glass, wood, metal, ceramic, etc. But additionally, it was suggested that kaleidoscopes answer a craving for positive and creative beauty in today's world. And that remains true today, twenty five years later.

CALL FOR ENTRIES

The Hannibal Arts Council is sponsoring an arts exhibit featuring handcrafted kaleidoscopes and kaleidoscopic quilts.

The exhibit will run from June 29th – August 4, 2012. The opening reception will be from 5-7 pm on June 29th at the Hannibal Arts Council, 105 Main St., Hannibal, Mo. 63401.

The Arts Council will be offering kaleidoscopes for sale with 80% going to the artists, however artists are responsible for shipping both to and from the exhibit. To be considered for inclusion in the show contact either Brenda Beck Fisher or Michael Gaines at email findit@hannibalarts.com or phone 573-221-6545.

Hannibal is home to the Mark Twain Cave and the weekend celebration of Tom Sawyer draws crowds of at least 20,000.

Questions may also be forwarded to Steve Kittelson at pegsteve@acegroup.cc or 563-423-7336.

Kaleidoscope Quilts The Art of Paula Nadelstern

March 25 - June 16, 2012
Organized by the American Folk Art Museum
Heftler Visiting Gallery at Endicott College
Center for the Arts
Beverly, MA 01915
www.endicott.edu
Contact: (978) 232-2655; Kathleen Moore

Internationally renowned quilt maker Paula Nadelstern has spent over two decades capturing in cloth the excitement of the ever-changing relationships of color, pattern, light and texture of kaleidoscope images.

This is the last venue for this stunning exhibition featuring 19 contemporary quilts, 12 kaleidoscope quilt blocks by Nadelstern, an early 19th century star pattern quilt, contemporary kaleidoscopes by Sue Rioux, Charles Karadimos, Henry Bergeson, Peggy and Steve Kittelson, and Corki Weeks and two rare early kaleidoscopes.

THANK YOU

We wish to thank all the volunteers that helped to make the 2012 BKS Convention in Atlanta an overwhelming success.

Our apologies if we have left anyone off this list.

THANK YOU

Dawn Baker
Randy Case
Tomoko Chiba
Diana DeMuth
Brenda Hedden
Leilani
Janet Mincz
SkipMacLaren
Lisa Pennington
Robert Shupe
Barbara Spikes
Sean Surface

Boal's family members
Doug Jamieson
Westley Jamieson
Merry Jamieson
Amy Shey
Daniel Shey
Jim Wert
Caitlin Wert
Christina Wert

And to the sock hop dance team,
Katherine, Sarah, Mary and Ruth Walton

THANK YOU

... Scott Cole's Class Schedule ...

June 10-16	John C Campbell Folk School	Brasstown NC	Week	Skills
September 2-8	John C Campbell Folk School	Brasstown NC	Week	Skills
November 16-18	John C Campbell Folk School	Brasstown NC	Weekend	Skills
January 20-27, 2013	John C Campbell Folk School	Brasstown NC	Advanced	

- Other classes will likely be scheduled so feel free to inquire about additions.
- Classes are usually full, so be sure to register early.
- Special advanced projects can be arranged during most intermediate or skills classes, contact Scott.
- For registration information, please contact the sponsoring organization:

John C Campbell Folk School 800-365-5724
Scott Cole Laughing Eye Studios 828-837-6103 scott@laughingeye.com



The Cleanoscope in Mumbai, India

Littering is a hard-to-change habit. The challenge was to make people throw waste into the trash, turning to the kaleidoscope for reference. The act of throwing garbage is now fun. When you place the unwanted objects into the container, it creates a beautiful pattern. Experimenting with user interaction, the product was placed in a public setting in a children's park in Mumbai, India and will collect 13 kilos of trash.



Letter from India

Dear All,

As a child we grew up playing with kaleidoscope made with paper rolls and bangles put in it and wrapped and pasted and covered with cow dung, the glasses were taken from hand lanterns. Many people, including my children, have not really seen one !!! We then decided to start to revive this hobby and art. We are kaleidoscope lovers here in India, Sadly that is history and we have been losing this art to new things and we are poor by your standards and we want to make this art thrive and make kaleidoscopes here. We need your help in this big project, To start with kindly send us used/old kaleidoscopes for us to use and start teaching/exhibiting to children in local schools and surroundings.

Mailing Address:

Naomi Nagarajan A-1,
Ishwar Nagar, OPP GEB Sub-Station Tarsali
Baroda 390 009 GUJJARAT INDIA

Thanking you sincerely,
NAOMI

Congratulations and heartfelt gratitude to Bobby and Jan Boal, their daughters and Charles, Bob and Mary Theresa for a truly outstanding Atlanta convention.

Barbara & Bob Coleberd

Although I am almost 71 years old it was a pleasure to present my kaleidoscopes as a "New Artist". I feel almost like reborn. This was also my first BKS meeting and my first experience of facing the public. What is more important, I got to meet many of the great artists in this field. These artists were very kind to me and almost flattering and I don't care if it was just out politeness or sincere appreciation of my work. What matters is that I feel encouraged. Observing the high level of art and creativity of the artists should have actually discouraged me but for some reason, may be because of my competitive nature, I feel that I am stimulated to continue creating and improving my own kaleidoscopes. To prove to myself that I am serious I recently established a home business here in Decatur Georgia, named "Pieces of De'Light". I hope that this will "force" me to develop some of my prototypes into series that will be available for sale. This business experience is also very new for me and therefore as exciting as making kaleidoscopes. Hope to meet y'all next year at the next convention.

David Katz

We are long time members of BKS, but this was our first convention. We didn't know quite what to expect when we decided to come but it was wonderful! We were 'warned' when we registered that everyone would be friendly but this was unique. Meeting the artists and creators of scopes we have in our collection was special but the interaction between the collectors, artists and retailers was like meeting old friends! And seeing all the new scopes was very exciting--we added many to our collection. Even though this was our first convention, we know it won't be our last! This was SO much fun!

Whit & Carolyn Duskin

So enjoyed being back in my kaleidoscope family during the Atlanta convention. Caught up with old friends and made some new ones. It was a joy to see artists Lori Riley and Steve (Stephanie) Gray taking part again. Kudos to all who made it a special weekend and Happy Colors to all.

Pam Williams

Charles and all the member volunteers, thanks for all the hours spent putting the convention on. I took a class and saw dramatically how first surface mirrors enhanced the oil filled object chamber I made. This is my 2nd convention and I really got many new ideas and inspiration for my hobby.

Dick Brooks

2012 Schedule of Kaleidoscopic Events

March 25 - June 16 : Kaleidoscope Quilts: The Art of Paula Nadelstern see page 14 for details

May 4 - 31 : Reflections Kaleidoscopes in Mendocino CA. 5th Annual Invitational Show

The title for this show will be 'Kaleidoscopes ~ A World of Happy Colors'. The show will run the month of May. Cristine Feehan, author of "Spirit Bound", the paranormal sexy adventure romance novel about a kaleidoscope maker in Northern California will be present to sign copies. For more information contact Skip at 707-937-0173 • info@Reflections-Kaleidoscopes.com

June 29 – August 4 : Kaleidoscope and quilt exhibit at Hannibal Arts Council ... see page 14 for more info

July 13 - 15 : KaleidoCon II see page 12 for details

July 14 - September 23 : Galerie Vivant in Japan will be preparing the 4th kaleidoscope exhibition since 2000 at the World Children's Museum of Art in Okazaki, Japan. The museums collection is very unique and features paintings by famous international artists.

October 18 - 21. Annual NELLIE BLY weekend. Classes, Costume (optional) Party, Brunch and Auction. This years theme: Busby Berkeley's "The Gang's All Here" featuring Carmen Miranda. Classes will be posted in June on the web: nbscopes.com. We are located in central Arizona in JEROME. Call for information 928 634-0255 or drop us an email at: mail@nbscopes.com

News from Shinichi Okuma ... A new kaleidoscope museum will be opening in Japan July 2012. The history of 200 years of kaleidoscopes will be featured.

Many thanks to Janice Chesnik for showing her wonderful kaleidoscope quilts. As a quilter, I loved hearing about and seeing the progression from her first quilt to her current ones. Beautiful work!
Emily Wert



THE BREWSTER KALEIDOSCOPE SOCIETY

www.brewstersociety.com

P.O. Box 95

Damascus MD 20872

